

**MINI EXCAVATOR** | 85Z-2 / 86C-2 / 90Z-2 / 100C-2

**JCB**

**TOUGH  
TO BEAT**



OPERATING WEIGHT  
**8,350/9,700kg**

NET ENGINE POWER  
**45.4kW/52.4kW**

DIG DEPTH  
**3,615/5,090mm**

# A BETTER PLACE TO WORK

With a new screen, clear flat floor and hands-free bluetooth radio, our 8-10T dash 2 midi excavator cabs are great places to work.



**TOUGH**  
TO BEAT FOR COMFORT



## COMPLETE CONTROL

Electro-proportional circuits allow up to 10 attachments while factory-fitted quickhitch makes changeover easy.



# GREATER QUALITY

Heavy-duty kingpost with re-bushable pivots optimises service life and provides a safe route for dig-end hoses. Market leading components give optimum performance.



**TOUGH**  
TO BEAT FOR DURABILITY



## BUILT TO LAST


With 100% steel bodywork and robust box-section dozer, quality is built in to the machine.

# SAFETY AND SERVICEABILITY

Reversing cameras, follow-me-home LED worklights, lift overload system and JCB's unique 2GO system, all contribute to safer working.



**TOUGH**  
TO BEAT FOR SAFETY



## EASY MAINTENANCE

Easy access battery, colour coded hoses and 30° tilting cab make maintenance quick and simple.



# POWERFUL PERFORMANCE

With a high-performance Stage V engine and hydraulic pump, the 8-10T range is built to handle the toughest tasks in any environment.



**TOUGH**  
TO BEAT FOR PERFORMANCE



## LOW EMISSIONS

The powerful JCB Diesel by Kohler engine has a low-maintenance combined DPF and DOC with no need for AdBlue.


# LOW COST OF OWNERSHIP

Machine functions are checked and displayed on screen before starting work, while an easy-to-clean sloping undercarriage provides a rapid turnaround.

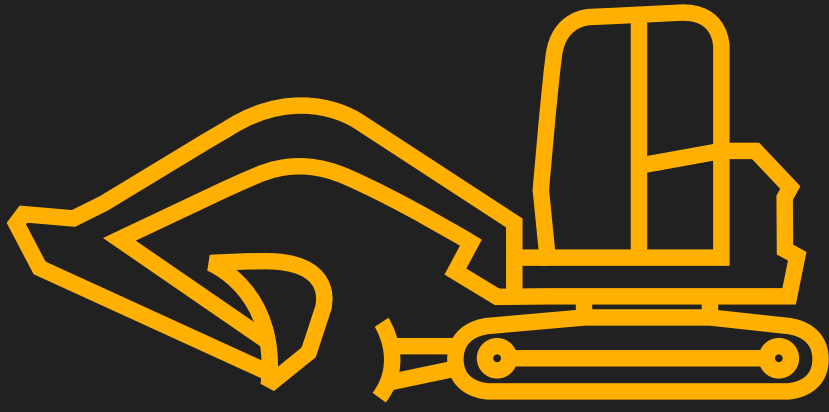


# LOW FUEL CONSUMPTION

Programmable auto-stop and auto-idle help to reduce fuel consumption and emissions, saving you money.



# MINI EXCAVATOR | 85Z-2 / 86C-2 / 90Z-2 / 100C-2



## SPECIFICATION

|                          |                                       |
|--------------------------|---------------------------------------|
| <b>MODEL</b>             | <b>85Z-2 / 86C-2 / 90Z-2 / 100C-2</b> |
| <b>Maximum reach</b>     | <b>6,596 / 7,560mm</b>                |
| <b>Bucket tearout</b>    | <b>57.1 / 72.2kN</b>                  |
| <b>Service intervals</b> | <b>500 hours</b>                      |
| <b>Transport length</b>  | <b>5,833 / 6,860mm</b>                |
| <b>Transport height</b>  | <b>2,706mm</b>                        |
| <b>Transport width</b>   | <b>2,300mm</b>                        |



## STANDARD FEATURES

- 500 hour greasing intervals
- Advanced lift overload system
- 12 tie down points
- LED worklights
- Conventional, zero tailswing
- 5 year LiveLink subscription
- Follow-me-home lights
- 7" display screen
- Deluxe cab
- Auto engine stop and idle



**JCB**



# **100C-2 FEEDBACK**

## **PLANT HIRE TESTIMONIAL**

**“It makes our life a lot easier when you’ve got a machine that does exactly what you want it to do.”**

**DANNY JONES | OWNER, PLANT HIRE AND CONTRACTORS**

## **8-10T MINI EXCAVATORS**

**FIND OUT MORE**



**JCB**

[www.jcb.com](http://www.jcb.com)

